



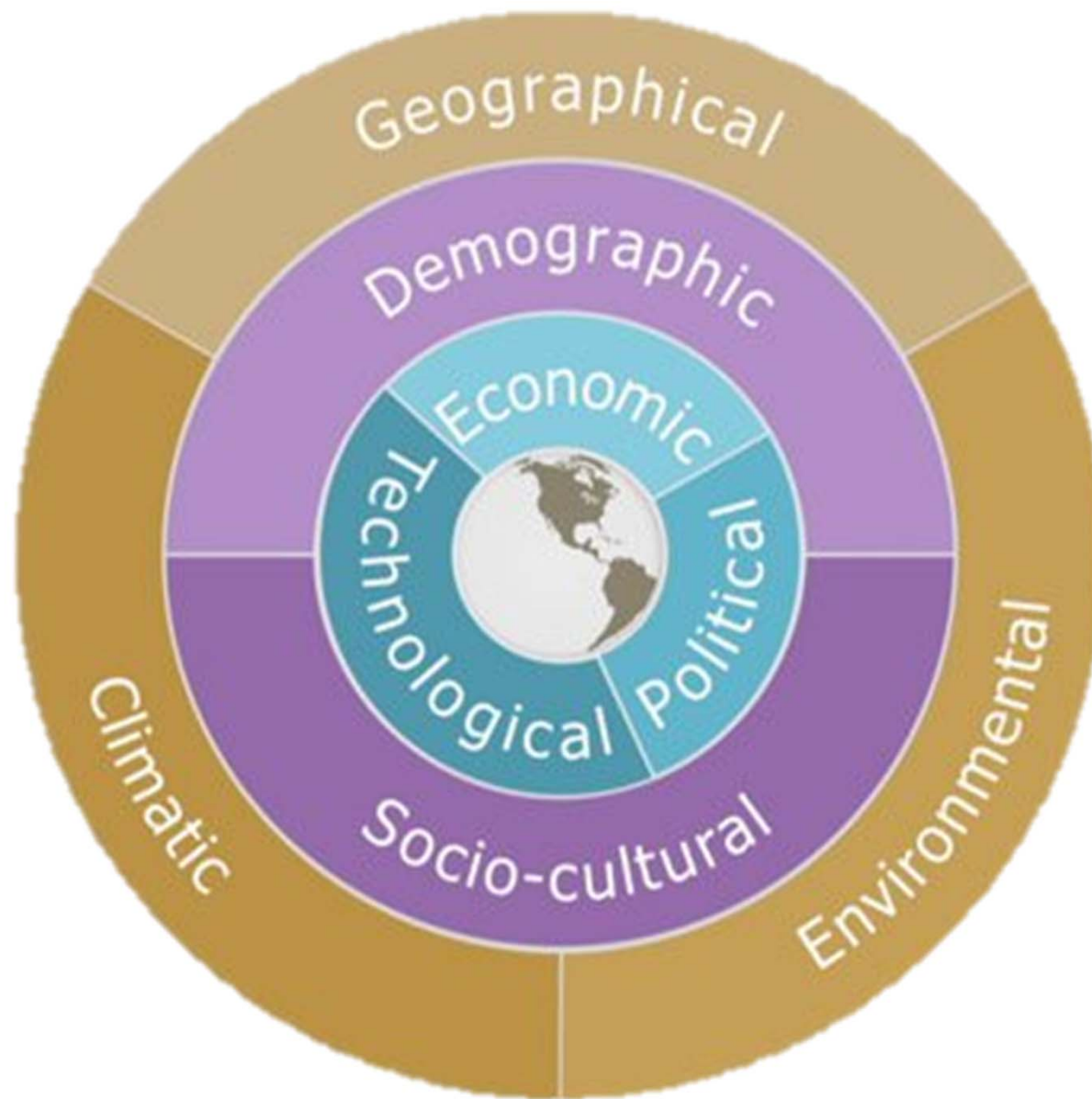
Challenges & Opportunities

HEARTLAND ALLIANCE
ENDING POVERTY

Heartland Alliance believes society is better for everyone when even the most vulnerable among us can participate, prosper, and reach their full potential.

Our vision: **Equity and Opportunity for All**





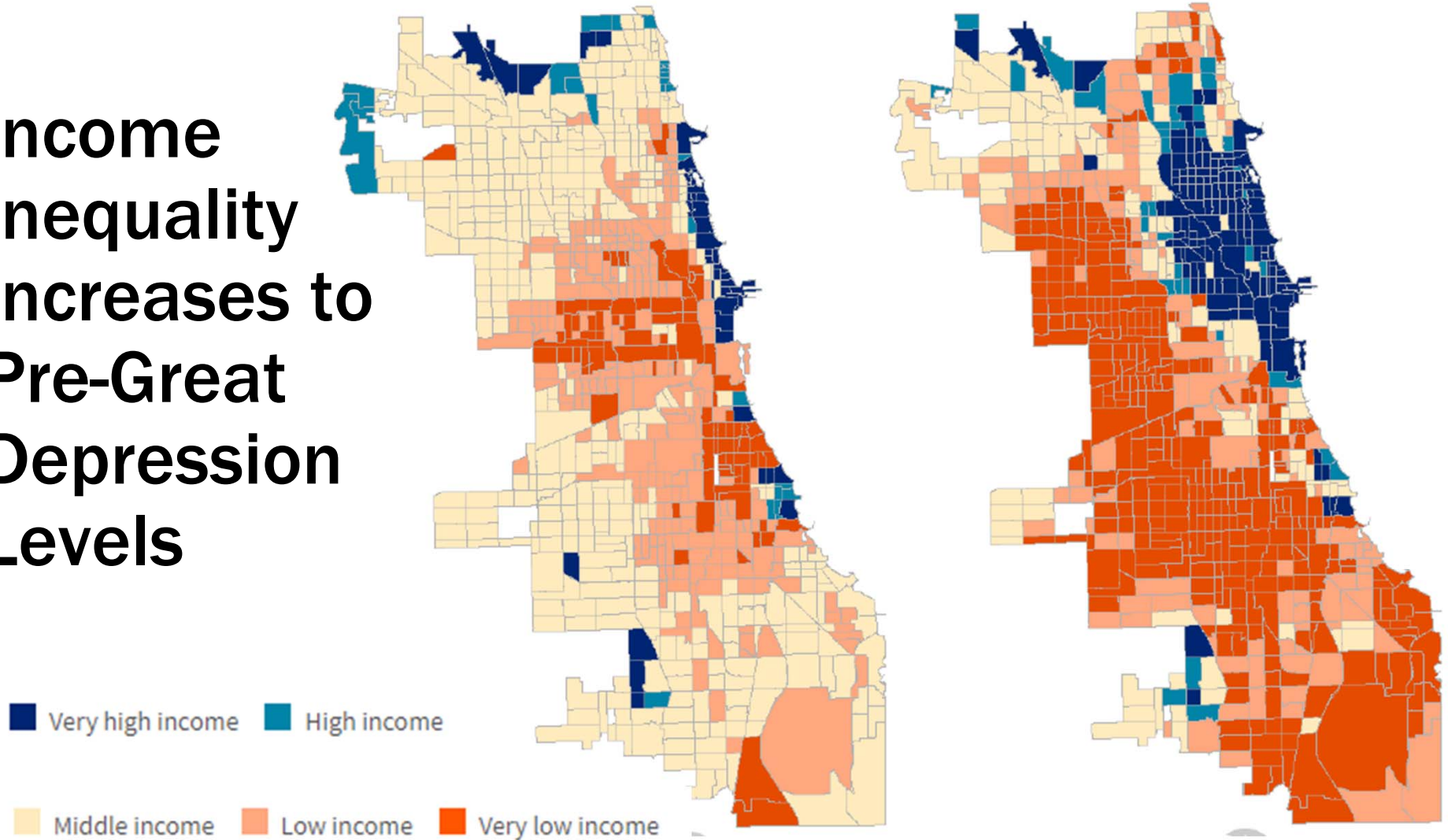
HEARTLAND ALLIANCE

ENDING POVERTY

Income Inequality Increases to Pre-Great Depression Levels

1970

2017



HEARTLAND ALLIANCE
ENDING POVERTY

There is
Persistent and
Significant Racial
Disparity on
EVERY SINGLE
Quality of Life
Domain



Parents Who Say Children
Live in Unsafe
Neighborhood, IL



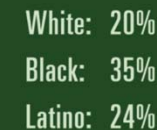
Asset Poverty
Rate, IL



HIGH SCHOOL GRADUATION RATE, IL



Severe Rent
Burden Rate, IL



Health Uninsurance
Rate Ages 0-64, IL



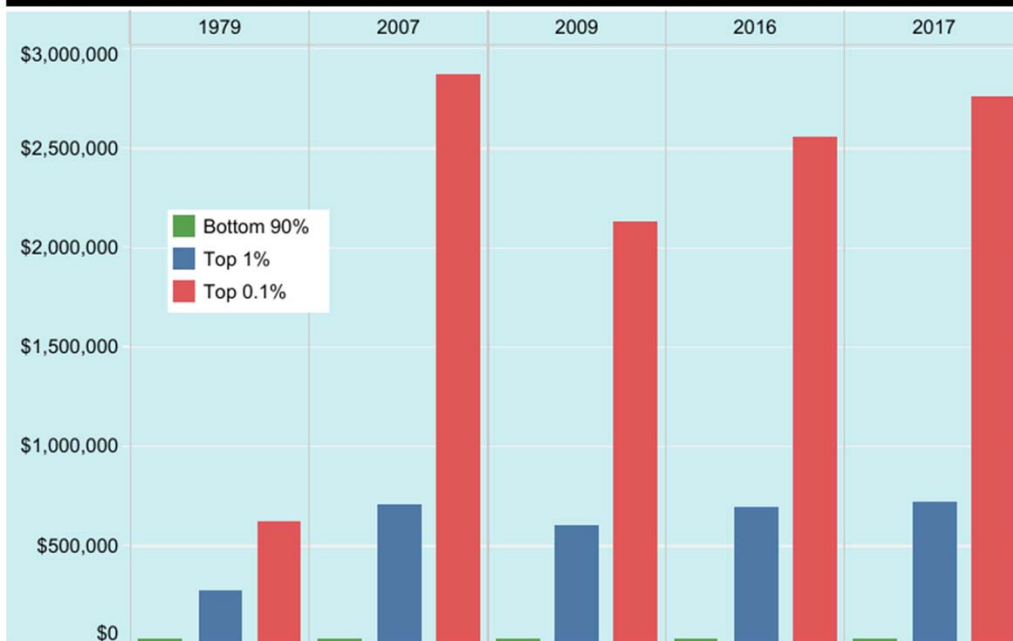


Many more children of color are growing up in communities where unemployment and crime are higher; schools are poorer; access to capital, fresh produce, transit and health care is more limited; exposure to environmental toxins is greater; and family supports and services are fewer. All of these circumstances prevent children from accessing the network of institutions and resources that make prosperity possible.

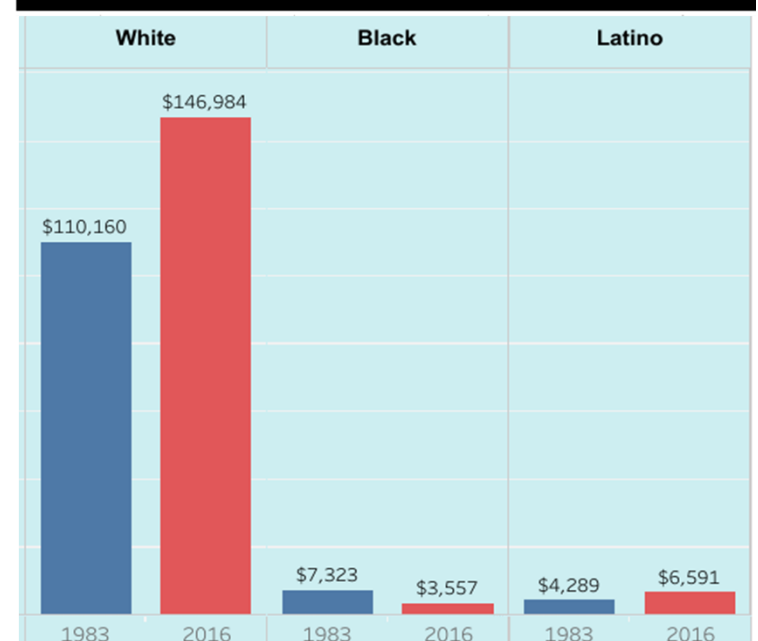
-Race for Results: Building a Path to Opportunity for all Children

Behind Income Inequality

Paychecks at the Top Have Spiked While Flatlining at the Bottom
Average annual wages in 2017 dollars



The Racial Wealth Divide Has Grown Over Three Decades
U.S. median wealth by race, 1983 and 2016



CHALLENGE:

Inequity in income and opportunity

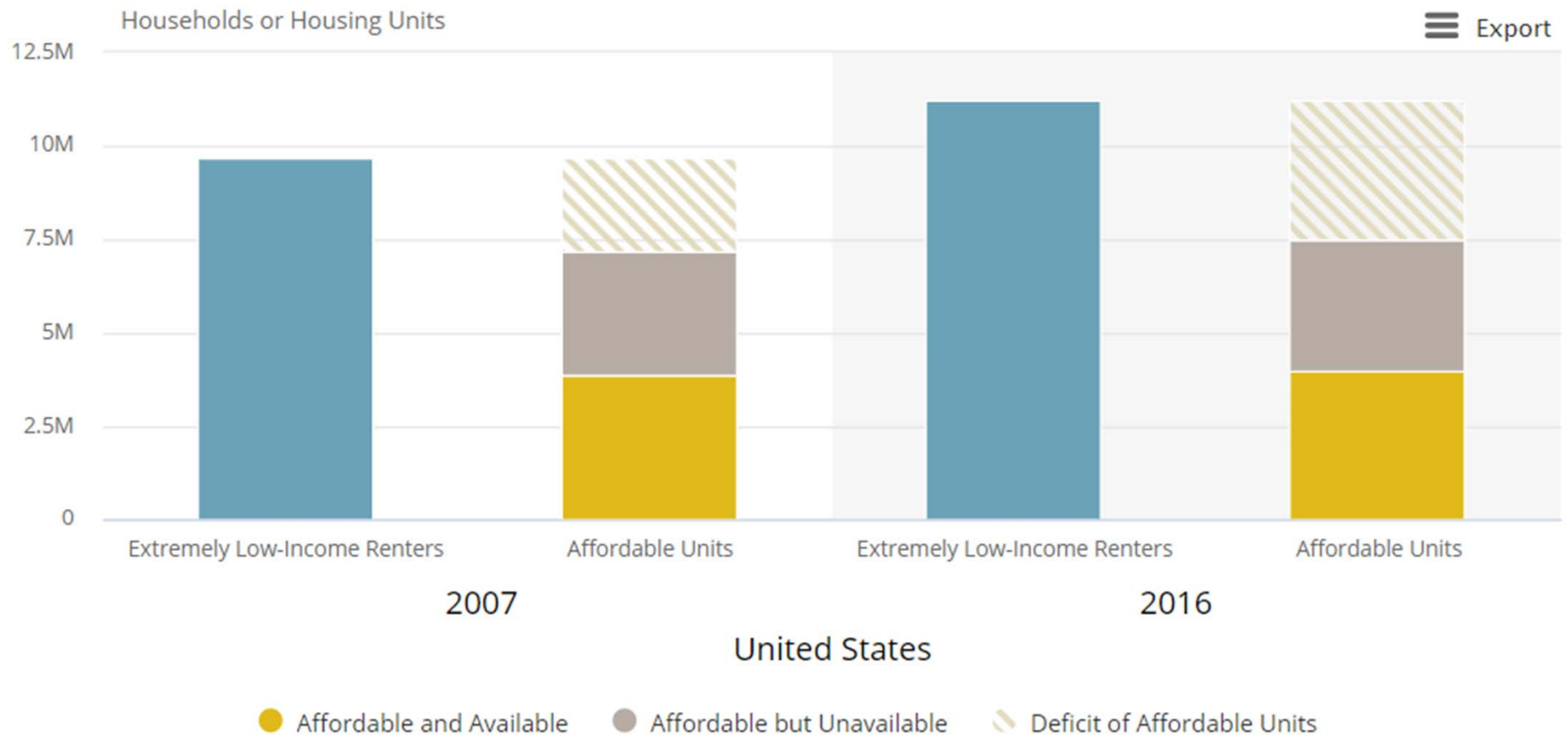
RESPONSES:

- Quality employment and supports
- Debt reduction and wealth building
- Basic needs assistance
- Neighborhood development
- Racial impact analyses
- Advocacy

**[CHALLENGE
ACCEPTED]**

Housing Out of Reach

In Most Metros, Lowest-Income Renters Increasingly Outnumber the Supply of Units They Can Afford



HEARTLAND ALLIANCE
ENDING POVERTY

State of the Nation's Housing

Drivers Housing Cost Burden

Housing costs rising disproportionately to household incomes, a particular problem for lower-income households in cities with an inadequate supply of social or public housing. In San Francisco, the poorest 5% earn approximately \$650 per month, while the bottom 5% of rental rates are around \$1,500 per month (Fidler & Sabir, 2019).

Affordable housing supply is not meeting **demand**, with limited incentives for the private sector to develop affordable housing.

Scarcity of land for affordable housing, often due to a lack of alignment among city, state and federal agencies on how land is to be valued and taxed.



CHALLENGE:

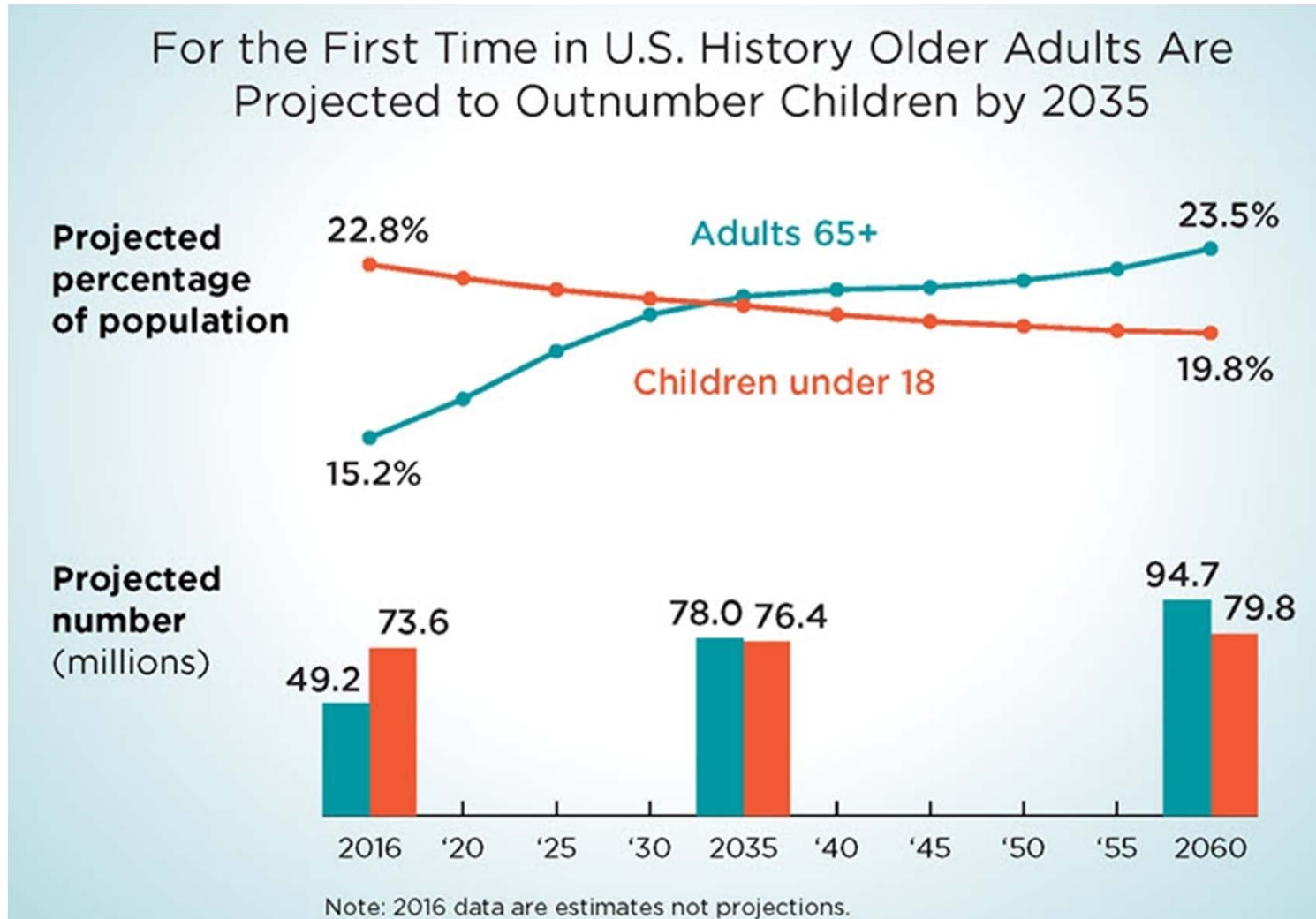
Housing Unaffordable

RESPONSES:

- Quality employment
- Homeless prevention
- Housing assistance
- Housing development
- Basic needs assistance
- Creative land use
- Advocacy

**[CHALLENGE
ACCEPTED]**

An Aging Nation



Aging Livability Index

HOUSING



Livable communities have different housing options for people at any life stage. Learn more about housing policy solutions [here](#).

NEIGHBORHOOD



Livability touches upon many aspects of community life from healthy food to neighborhood design. Learn more about community livability [here](#).

TRANSPORTATION



In livable communities people can get where they need to go in many ways: walking, driving, bike or bus. Learn more about transportation policies [here](#).

OPPORTUNITY



Livable communities benefit local business and provide educational opportunities to community members regardless of age. Learn more [here](#).

ENVIRONMENT



To become more livable communities can take steps to mitigate and recover from the impacts of natural disasters. Learn more about the AARP Disaster Recovery Tool Kit [here](#).

HEALTH



Livable communities support the health and well-being of community members. Learn more about how communities are taking steps to become healthier [here](#).

ENGAGEMENT



Livable communities are successful when everyone can actively participate in civic and social activities. Learn more [here](#).

HEARTLAND ALLIANCE
ENDING POVERTY

AARP

CHALLENGE:

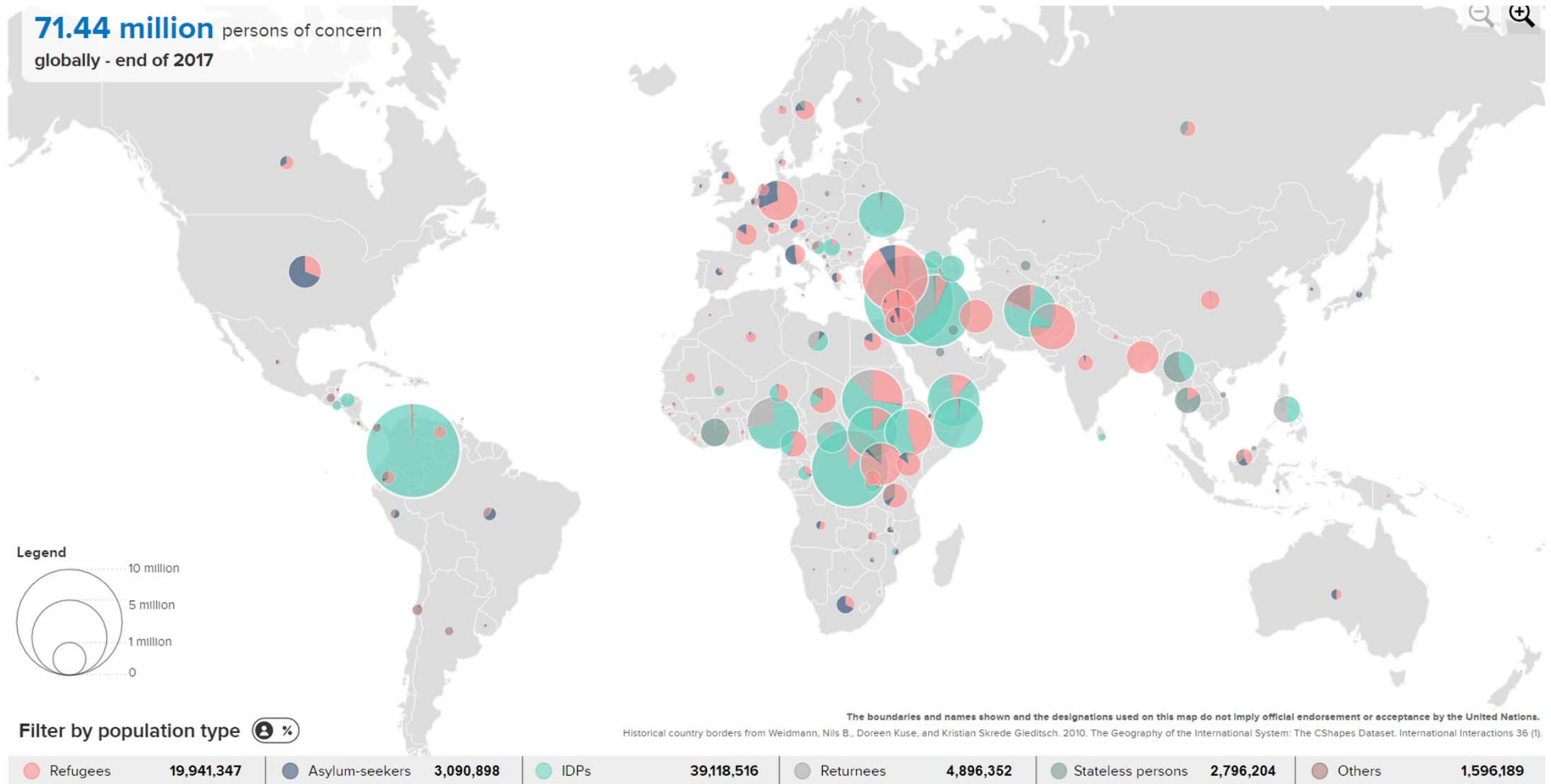
Aging Population

RESPONSES:

- Housing models
- Care coordination
- In home services
- Transportation
- Social supports
- Health partnerships

**[CHALLENGE
ACCEPTED]**





Rise in Displacement Globally



HEARTLAND ALLIANCE
ENDING POVERTY

UNHCR

Drivers of Displacement & Migration

PUSH		PULL
Persecution Violence War		Safety and Stability Freedom
Poor wages Lack of jobs		Higher wages Job prospects
Crop failure and famine Pollution Natural disaster		Food availability Better environment
Limited opportunities Lack of services Family separation		Family Reunification Better quality of life Availability of services

CHALLENGE:

Displacement & Migration

RESPONSES:

- Services for immigrants, refugees and asylees
- Disaster response
- Climate change actions
- Awareness raising
- Local and global partnerships
- Advocacy!

**[CHALLENGE
ACCEPTED]**